

Chapter 2—Production Possibilities, Opportunity Cost, and Economic Growth**MULTIPLE CHOICE**

1. Which of the following is *not* one of the three fundamental economic questions?
- What happens when you add to or subtract from a current situation?
 - For whom to produce?
 - How to produce?
 - What to produce?

ANS: A PTS: 1 DIF: Easy
NAT: BUSPROG: Reflective Thinking STA: DISC: Productivity and growth
TOP: Three Fundamental Economic Questions KEY: Bloom's: Knowledge

2. Which of the following *correctly* lists the three fundamental economic questions?
- If to produce? Why to produce? When to produce?
 - If to produce? What to produce? How to produce?
 - Why to produce? What to produce? How to produce?
 - What to produce? How to produce? For whom to produce?

ANS: D PTS: 1 DIF: Easy NAT: BUSPROG: Analytic
STA: DISC: Productivity and growth TOP: Three Fundamental Economic Questions
KEY: Bloom's: Comprehension

3. Three basic decisions must be made by all economies. What are they?
- How much will be produced, when it will be produced, and how much it will cost.
 - What the price of each good will be, who will produce each good, and who will consume each good.
 - What will be produced, how goods will be produced, and for whom goods will be produced.
 - How the opportunity cost principle will be applied, if and how the law of comparative advantage will be utilized, and whether the production possibilities constraint will apply.

ANS: C PTS: 1 DIF: Easy NAT: BUSPROG: Analytic
STA: DISC: Productivity and growth TOP: Three Fundamental Economic Questions
KEY: Bloom's: Comprehension

4. Because of the problem of scarcity, each economic system must make which of the following choices?
- How to produce?
 - What to produce?
 - For whom to produce?
 - All of these.

ANS: D PTS: 1 DIF: Easy NAT: BUSPROG: Analytic
STA: DISC: Productivity and growth TOP: Three Fundamental Economic Questions
KEY: Bloom's: Comprehension

5. Which fundamental economic question is *most* closely related to the issues of income distribution and poverty?
- The What to Produce question.
 - The Why to Produce question.
 - The How to Produce question.
 - The For Whom to Produce question.

ANS: D PTS: 1 DIF: Moderate NAT: BUSPROG: Analytic
STA: DISC: Productivity and growth TOP: Three Fundamental Economic Questions
KEY: Bloom's: Comprehension

6. Which fundamental economic question requires society to choose the technological and resource mix used to produce goods?
- a. The What to Produce question.
 - b. The Why to Produce question.
 - c. The How to Produce question.
 - d. The For Whom to Produce question.

ANS: C PTS: 1 DIF: Moderate NAT: BUSPROG: Analytic
STA: DISC: Productivity and growth TOP: Three Fundamental Economic Questions
KEY: Bloom's: Comprehension

7. Opportunity cost:
- a. represents the best alternative sacrificed for a chosen alternative.
 - b. has no relationship to the various alternatives that must be given up when a choice is made in the context of scarcity.
 - c. represents the worst alternative sacrificed for a chosen alternative.
 - d. Represents all possible alternatives sacrificed for a chosen alternative.

ANS: A PTS: 1 DIF: Easy
NAT: BUSPROG: Reflective Thinking STA: DISC: Scarcity, tradeoffs, and opportunity cost
TOP: Opportunity Cost KEY: Bloom's: Knowledge

8. The opportunity cost of an action is:
- a. the monetary payment the action required.
 - b. the total time spent by all parties in carrying out the action.
 - c. the value of the best opportunity that must be sacrificed in order to take the action.
 - d. the cost of all alternative actions that could have been taken, added together.

ANS: C PTS: 1 DIF: Moderate NAT: BUSPROG: Analytic
STA: DISC: Scarcity, tradeoffs, and opportunity cost TOP: Opportunity Cost
KEY: Bloom's: Comprehension

9. The highest valued alternative that must be given up in order to choose an option is called the:
- a. opportunity cost.
 - b. utility cost.
 - c. scarcity expense.
 - d. disutility option.

ANS: A PTS: 1 DIF: Easy NAT: BUSPROG: Analytic
STA: DISC: Scarcity, tradeoffs, and opportunity cost TOP: Opportunity Cost
KEY: Bloom's: Knowledge

10. Which of the following sayings best reflects the concept of opportunity cost?
- a. "You can't teach an old dog new tricks."
 - b. "There is no such thing as a free lunch."
 - c. "I have a baker's dozen."
 - d. "There's no business like show business."

ANS: B PTS: 1 DIF: Moderate NAT: BUSPROG: Analytic
STA: DISC: Scarcity, tradeoffs, and opportunity cost TOP: Opportunity Cost
KEY: Bloom's: Comprehension

11. The opportunity cost to a city for using local tax revenues to construct a new park is the:
- a. best alternative foregone by building the park.
 - b. dollar cost of constructing the new park.
 - c. dollar cost of the old park.
 - d. increased taxes necessary to pay for maintenance of the new park.

ANS: A PTS: 1 DIF: Easy NAT: BUSPROG: Analytic
STA: DISC: Scarcity, tradeoffs, and opportunity cost TOP: Opportunity Cost

KEY: Bloom's: Comprehension

12. A good or service that is forgone by choosing one alternative over another is called a(n):
- explicit cost.
 - opportunity cost.
 - historical cost.
 - accounting cost.

ANS: B PTS: 1 DIF: Easy NAT: BUSPROG: Analytic
STA: DISC: Scarcity, tradeoffs, and opportunity cost TOP: Opportunity Cost
KEY: Bloom's: Knowledge

13. Opportunity cost is the:
- cost incurred when one fails to take advantage of an opportunity.
 - price paid for goods and services.
 - cost of the best option forgone as a result of choosing an alternative option.
 - undesirable aspects of an option.

ANS: C PTS: 1 DIF: Easy NAT: BUSPROG: Analytic
STA: DISC: Scarcity, tradeoffs, and opportunity cost TOP: Opportunity Cost
KEY: Bloom's: Comprehension

14. The opportunity cost of a purchase is:
- the selling price of the good or service.
 - zero if the good or service satisfies a need.
 - greater for persons who are rich.
 - the good or service given up for the good or service purchased.

ANS: D PTS: 1 DIF: Easy NAT: BUSPROG: Analytic
STA: DISC: Scarcity, tradeoffs, and opportunity cost TOP: Opportunity Cost
KEY: Bloom's: Comprehension

15. The opportunity cost of watching television is:
- all of the alternative programs that appear on other stations.
 - zero because there is no money expenditure involved.
 - the alternative use of the time foregone by watching the program.
 - zero if it benefits you.

ANS: C PTS: 1 DIF: Easy NAT: BUSPROG: Analytic
STA: DISC: Scarcity, tradeoffs, and opportunity cost TOP: Opportunity Cost
KEY: Bloom's: Comprehension

16. Which of the following does *not* illustrate opportunity cost?
- If I study, I must give up going to the football game.
 - If I buy a computer, I must do without a 35" television.
 - More* consumer spending now means *more* spending in the future.
 - If I spend more on clothes, I must spend less on food.

ANS: C PTS: 1 DIF: Easy NAT: BUSPROG: Analytic
STA: DISC: Scarcity, tradeoffs, and opportunity cost TOP: Opportunity Cost
KEY: Bloom's: Comprehension

17. Which of the following does *not* illustrate opportunity cost?
- If I study, I must give up going to the football game.
 - If I buy a computer, I must do without a 35" television.
 - If I spend more on clothes, I must spend less on food.
 - All of these illustrate opportunity cost.

ANS: D PTS: 1 DIF: Easy
STA: DISC: Scarcity, tradeoffs, and opportunity cost
KEY: Bloom's: Comprehension

NAT: BUSPROG: Analytic
TOP: Opportunity Cost

18. The opportunity cost of an economic decision is:
- the best alternative that was sacrificed.
 - the amount of money needed to implement the decision.
 - any land, labor, and capital that are wasted.
 - all options that were lost due to scarcity.

ANS: A PTS: 1 DIF: Easy
STA: DISC: Scarcity, tradeoffs, and opportunity cost
KEY: Bloom's: Comprehension

NAT: BUSPROG: Analytic
TOP: Opportunity Cost

19. Bill has \$10 to spend on a Superman, Batman, or an X-Men T-shirt. Bill buys the Superman T-shirt and the Batman shirt was a close second choice. What is the opportunity cost?
- The amount he spent, \$10.
 - Nothing, since he got his preferred choice.
 - The Batman T-shirt.
 - The X-Men T-shirt.

ANS: C PTS: 1 DIF: Moderate
STA: DISC: Scarcity, tradeoffs, and opportunity cost
KEY: Bloom's: Comprehension

NAT: BUSPROG: Analytic
TOP: Opportunity Cost

20. On a production possibilities curve, the opportunity cost of good X, in terms of good Y, is represented by the:
- distance to the curve from the vertical axis.
 - distance to the curve from the horizontal axis.
 - movement along the curve.
 - all of these.

ANS: C PTS: 1 DIF: Moderate
STA: DISC: Scarcity, tradeoffs, and opportunity cost
KEY: Bloom's: Comprehension

NAT: BUSPROG: Analytic
TOP: Opportunity Cost

21. Which of the following statements is *true*?
- An opportunity cost is what must be given up in order to get something else.
 - The three fundamental economic questions refer to What to produce? How to produce? and When to produce?
 - The term "investment" refers to the purchase of stocks and bonds and other financial securities.
 - The law of increasing opportunity cost implies that as production of one type of good is expanded then fewer and fewer of other goods must be given up.

ANS: A PTS: 1 DIF: Easy
STA: DISC: Scarcity, tradeoffs, and opportunity cost
KEY: Bloom's: Comprehension

NAT: BUSPROG: Analytic
TOP: Opportunity Cost

22. The amount of a good that must be given up to produce another good is the concept of:
- scarcity.
 - specialization.
 - trade.
 - efficiency.
 - opportunity cost.

ANS: E PTS: 1 DIF: Easy NAT: BUSPROG: Analytic
STA: DISC: Scarcity, tradeoffs, and opportunity cost TOP: Opportunity Cost
KEY: Bloom's: Knowledge

23. The opportunity cost of an activity means the:
- amount of money the activity costs.
 - number of hours that is required to engage in this activity.
 - expected gains by engaging in the activity.
 - amount of other things that must be sacrificed in order to engage in the activity.
 - expected gains minus the expected costs of engaging in the activity.

ANS: D PTS: 1 DIF: Moderate NAT: BUSPROG: Analytic
STA: DISC: Scarcity, tradeoffs, and opportunity cost TOP: Opportunity Cost
KEY: Bloom's: Comprehension

24. In the context of the production possibilities curve, opportunity cost is measured in:
- dollars paid for the goods.
 - the quantity of other goods given up.
 - the value of the resources used.
 - changing technology.
 - units of satisfaction.

ANS: B PTS: 1 DIF: Moderate NAT: BUSPROG: Analytic
STA: DISC: Scarcity, tradeoffs, and opportunity cost TOP: Opportunity Cost
KEY: Bloom's: Comprehension

25. Mikki decides to work five hours the night before her economics exam. She earns an extra \$75, but her exam score is 10 points lower than it would have been had she stayed home and studied. Her opportunity cost is the:
- five hours she worked.
 - \$75 she earned.
 - 10 points she lost on her exam.
 - time she could have spent watching television.
 - guilt she feels about neglecting her economics studies.

ANS: C PTS: 1 DIF: Moderate NAT: BUSPROG: Analytic
STA: DISC: Scarcity, tradeoffs, and opportunity cost TOP: Opportunity Cost
KEY: Bloom's: Comprehension

26. When the opportunity cost of producing carrots increases as more carrots are produced, then:
- no more carrots will be produced.
 - resources are equally suited to the production of carrots and to other goods.
 - the production possibilities curve is a straight line.
 - the production possibilities curve becomes positively sloped.
 - the law of increasing costs is present.

ANS: E PTS: 1 DIF: Challenging NAT: BUSPROG: Analytic
STA: DISC: Scarcity, tradeoffs, and opportunity cost
TOP: The Law of Increasing Opportunity Costs KEY: Bloom's: Analysis

27. The opportunity cost of your college education is:
- c and d.
 - d and e.
 - the actual dollar cost of your college education.

- d. your best alternative use of the money you spend for a college education.
- e. money you could have earned working instead of going to college.

ANS: B PTS: 1 DIF: Moderate NAT: BUSPROG: Analytic
 STA: DISC: Scarcity, tradeoffs, and opportunity cost TOP: Opportunity Cost
 KEY: Bloom's: Comprehension

28. The law of increasing costs indicates that the opportunity cost of producing a good:
- a. is proportional to the production of the good.
 - b. is constant to the production of the good.
 - c. increases as more of the good is produced.
 - d. decreases as more of the good is produced.
 - e. increases as less of the good is produced.

ANS: C PTS: 1 DIF: Moderate NAT: BUSPROG: Analytic
 STA: DISC: Scarcity, tradeoffs, and opportunity cost
 TOP: The Law of Increasing Opportunity Costs KEY: Bloom's: Comprehension

29. The amount of a good that is given up to produce another good is:
- a. its dollar cost.
 - b. its opportunity cost.
 - c. its relative cost.
 - d. its absolute cost.
 - e. all of these.

ANS: B PTS: 1 DIF: Easy NAT: BUSPROG: Analytic
 STA: DISC: Scarcity, tradeoffs, and opportunity cost TOP: Opportunity Cost
 KEY: Bloom's: Knowledge

Exhibit 2-1 Production possibilities curve data

Consumption Goods	Capital Goods
10	0
9	1
7	2
4	3
0	4

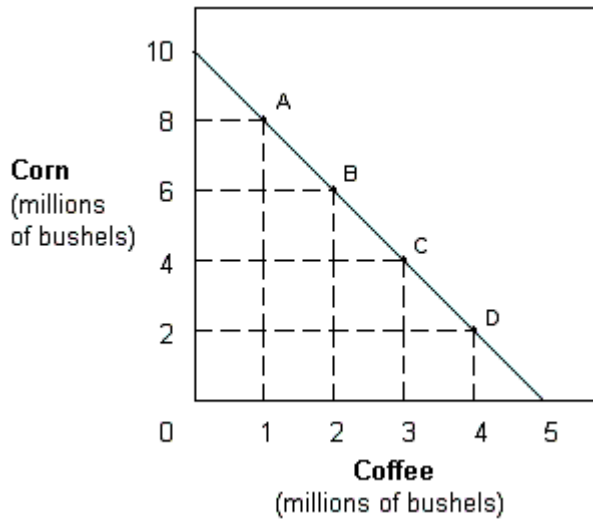
30. In Exhibit 2-1, according to the information, the opportunity cost of producing 3 units of capital is:
- a. 3 units of consumption goods.
 - b. 4 units of consumption goods.
 - c. 6 units of consumption goods.
 - d. 7 units of consumption goods.

ANS: A PTS: 1 DIF: Moderate NAT: BUSPROG: Analytic
 STA: DISC: Scarcity, tradeoffs, and opportunity cost TOP: Opportunity Cost
 KEY: Bloom's: Analysis

31. In Exhibit 2-1, the opportunity cost of producing the fourth unit of capital is:
- a. 0.
 - b. 1 unit of consumption goods.
 - c. 2 units of consumption goods.
 - d. 4 units of consumption goods.
 - e. there is not enough information to estimate the opportunity cost.

ANS: D PTS: 1 DIF: Moderate NAT: BUSPROG: Analytic

Exhibit 2-2 Production possibilities curve



32. The production possibilities in Exhibit 2-2 indicates that the opportunity cost of corn is:
- a. increasing.
 - b. decreasing.
 - c. zero.
 - d. constant.
 - e. indeterminate.

ANS: D PTS: 1 DIF: Challenging NAT: BUSPROG: Analytic
STA: DISC: Scarcity, tradeoffs, and opportunity cost TOP: Opportunity Cost
KEY: Bloom's: Analysis

33. In Exhibit 2-2, the slope of the production possibilities curve indicates that the opportunity cost of:
- a. coffee is constant.
 - b. coffee is increasing.
 - c. coffee is decreasing.
 - d. corn is increasing.
 - e. corn is decreasing.

ANS: A PTS: 1 DIF: Challenging NAT: BUSPROG: Analytic
STA: DISC: Scarcity, tradeoffs, and opportunity cost TOP: Opportunity Cost
KEY: Bloom's: Analysis

34. In Exhibit 2-2, the opportunity cost of coffee when moving from A to B is:
- a. 2 million bushels of corn.
 - b. 6 million bushels of corn.
 - c. 8 million bushels of corn.
 - d. 14 million bushels of corn.
 - e. it is not possible to determine.

ANS: A PTS: 1 DIF: Moderate NAT: BUSPROG: Analytic
STA: DISC: Scarcity, tradeoffs, and opportunity cost TOP: Opportunity Cost
KEY: Bloom's: Analysis

35. In Exhibit 2-2, the opportunity cost of coffee when moving from A to B is:
- the same as moving from A to C.
 - the same as moving from A to D.
 - the same as moving from B to D.
 - the same as moving from B to C.
 - it is not possible to determine.

ANS: D PTS: 1 DIF: Challenging NAT: BUSPROG: Analytic
STA: DISC: Scarcity, tradeoffs, and opportunity cost TOP: Opportunity Cost
KEY: Bloom's: Analysis

36. A farmer is deciding whether or not to add fertilizer to his or her crops. If the farmer adds 1 pound of fertilizer per acre, the value of the resulting crops rises from \$80 to \$100 per acre. According to marginal analysis, the farmer should add fertilizer if it costs less than:
- \$12.50 per pound.
 - \$20 per pound.
 - \$80 per pound.
 - \$100 per pound.

ANS: B PTS: 1 DIF: Moderate NAT: BUSPROG: Analytic
STA: DISC: Marginal costs & benefits TOP: Marginal Analysis
KEY: Bloom's: Application

37. Which word *best* completes the following sentence? A rational decision maker always chooses the option for which marginal benefit is _____ marginal cost.
- less than
 - equal to
 - unrelated to
 - more than

ANS: D PTS: 1 DIF: Easy
NAT: BUSPROG: Reflective Thinking STA: DISC: Marginal costs & benefits
TOP: Marginal Analysis KEY: Bloom's: Knowledge

38. In economics, the term marginal refers to:
- the change or difference from a current situation.
 - man-made resources as opposed to natural resources.
 - the satisfaction a consumer receives from a good.
 - holding everything else constant in the analysis.

ANS: A PTS: 1 DIF: Easy NAT: BUSPROG: Analytic
STA: DISC: Marginal costs & benefits TOP: Marginal Analysis
KEY: Bloom's: Knowledge

39. When deciding whether to buy a second car, marginal analysis indicates that the purchaser should compare the:
- benefits expected from two cars with the cost of both.
 - additional benefits expected from a second car with the cost of the two cars.
 - dollar cost of the two cars with the potential income that the cars will generate.
 - additional benefits of the second car with the additional cost of the second car.

ANS: D PTS: 1 DIF: Challenging NAT: BUSPROG: Analytic
STA: DISC: Marginal costs & benefits TOP: Marginal Analysis
KEY: Bloom's: Analysis

40. While waiting in line to buy two tacos at 80 cents each and a medium drink for 90 cents, Jordan notices that the restaurant has a value meal containing three tacos and a medium drink all for \$3. For Jordan, the marginal cost of the third taco would be:
- a. zero.
 - b. 50 cents.
 - c. 80 cents.
 - d. \$1.

ANS: B PTS: 1 DIF: Challenging NAT: BUSPROG: Analytic
STA: DISC: Marginal costs & benefits TOP: Marginal Analysis
KEY: Bloom's: Application

41. While waiting in line to buy a cheeseburger for \$2 and a drink for 75 cents, Aaron notices that the restaurant has a value meal containing a cheeseburger, drink, and French fries for \$3. For Aaron, the marginal cost of purchasing the French fries:
- a. would be zero.
 - b. would be 25 cents.
 - c. would be 50 cents.
 - d. cannot be determined because the information about the price of the French fries is not provided.

ANS: B PTS: 1 DIF: Challenging NAT: BUSPROG: Analytic
STA: DISC: Marginal costs & benefits TOP: Marginal Analysis
KEY: Bloom's: Application

42. While waiting in line to buy one cheeseburger for \$1.50 and a medium drink for \$1.00, Sally notices that she could get a value meal that contains both the cheeseburger and medium drink and also a medium order of fries for \$2.75. She thinks to herself, "Is it worth the extra 25 cents to get the medium fries?" To an economist, Sally's decision is an example of:
- a. marginal analysis.
 - b. basing decisions on total, rather than marginal, value.
 - c. an unintended consequence.
 - d. the fallacy of composition.

ANS: A PTS: 1 DIF: Moderate NAT: BUSPROG: Analytic
STA: DISC: Marginal costs & benefits TOP: Marginal Analysis
KEY: Bloom's: Application

43. Just before class, Jim tells Stuart, "Stuart, you shouldn't skip class today because you have paid tuition to enroll in the class." Stuart ignores Jim's advice, and instead makes the decision of whether to attend based on the importance to his grade that he feels he'd be missing that day in class relative to his value of the extra time he could have to finish the video game he is playing. To an economist, Stuart is:
- a. using marginal analysis.
 - b. ignoring the total value of attending class.
 - c. ignoring the concept of opportunity cost.
 - d. irresponsible.

ANS: A PTS: 1 DIF: Challenging NAT: BUSPROG: Analytic
STA: DISC: Marginal costs & benefits TOP: Marginal Analysis
KEY: Bloom's: Analysis

44. Susan wishes to buy gasoline and have her car washed. She finds that if she buys 9 gallons of gasoline at \$1.50 per gallon, the car wash costs \$1, but if she buys 10 gallons of gasoline, the car wash is free. For Susan, the marginal cost of the tenth gallon of gasoline is:
- a. zero.
 - b. 50 cents.
 - c. \$1.
 - d. \$1.50.

ANS: B PTS: 1 DIF: Challenging NAT: BUSPROG: Analytic
STA: DISC: Marginal costs & benefits TOP: Marginal Analysis
KEY: Bloom's: Application

45. Ralph wants to buy some milk and a box of cereal. If Ralph buys 2 quarts of milk at \$1 per quart, the box of cereal costs 75 cents. If he buys 3 quarts of milk at \$1 per quart, the box of cereal is free. For Ralph, the marginal cost of the third quart of milk is:
- a. zero.
 - b. 25 cents.
 - c. 75 cents.
 - d. \$1.

ANS: B PTS: 1 DIF: Challenging NAT: BUSPROG: Analytic
STA: DISC: Marginal costs & benefits TOP: Marginal Analysis
KEY: Bloom's: Application

46. A local restaurant offers an "all you can eat" Sunday brunch for \$12. Susan eats four servings, but leaves half of a fifth helping uneaten. Why?
- a. Her marginal value of a serving of brunch has fallen below \$12.
 - b. Her marginal value of a serving has fallen below \$2.36 (\$12 divided by 5 servings).
 - c. Her marginal value of food has fallen to zero.
 - d. The total value she places on brunch today exactly equals \$12.

ANS: C PTS: 1 DIF: Challenging NAT: BUSPROG: Analytic
STA: DISC: Marginal costs & benefits TOP: Marginal Analysis
KEY: Bloom's: Application

47. According to marginal analysis, you should spend more time studying economics if the extra benefit from an additional hour of study:
- a. is positive.
 - b. outweighs the extra cost.
 - c. exceeds the benefits of the previous hour of study.
 - d. will raise your exam score.

ANS: B PTS: 1 DIF: Easy NAT: BUSPROG: Analytic
STA: DISC: Marginal costs & benefits TOP: Marginal Analysis
KEY: Bloom's: Comprehension

48. The principle that the opportunity cost increases as the production of one output expands along the production possibilities curve is the:
- a. law of increasing opportunity costs.
 - b. law of supply.
 - c. law of demand.
 - d. law of diminishing returns.

ANS: A PTS: 1 DIF: Easy
NAT: BUSPROG: Reflective Thinking STA: DISC: Productivity and growth
TOP: The Law of Increasing Opportunity Costs KEY: Bloom's: Knowledge

49. If an economy is operating at a point inside the production possibilities curve,
- a. its resources are not being used efficiently.
 - b. the curve will begin to shift inward.
 - c. the curve will begin to shift outward.
 - d. This is a trick question because an economy cannot produce at a point inside the curve.

ANS: A PTS: 1 DIF: Moderate NAT: BUSPROG: Analytic
STA: DISC: Productivity and growth TOP: The Production Possibilities Curve

KEY: Bloom's: Comprehension

50. Which of the following most accurately indicates the implications of an economy's production possibilities curve?
- If all the resources of an economy are being used efficiently, more of one good can be produced only if less of another good is produced.
 - If all the resources of an economy are being used efficiently, it is generally possible to produce more of one good without having to sacrifice the production of other goods.
 - Over time, it is generally impossible for a country to expand its production of goods.
 - An economy will automatically move toward a point that lies outside of the production possibilities constraint unless proper government policy constrains production.

ANS: A PTS: 1 DIF: Moderate NAT: BUSPROG: Analytic
STA: DISC: Productivity and growth TOP: The Production Possibilities Curve
KEY: Bloom's: Comprehension

51. Which of the following is true of the production possibilities curve?
- It assumes a fixed level of technology.
 - It assumes resources are fixed.
 - It assumes resources are fully employed.
 - All of these are correct.

ANS: D PTS: 1 DIF: Easy NAT: BUSPROG: Analytic
STA: DISC: Productivity and growth TOP: The Production Possibilities Curve
KEY: Bloom's: Comprehension

52. After the terrorist attacks on September 11, 2001, the United States began devoting substantial resources toward the War on Terrorism, homeland security, and relief efforts. As long as our resources were being used efficiently, the production possibilities curve would suggest that:
- we will have to give up the production of other goods that could have been produced with these resources.
 - we will be able to produce the same amount of other goods as before.
 - the military spending will result in an outward shift in the production possibilities curve but that the relief effort will result in an offsetting inward shift.
 - we will be unable to devote the resources necessary toward these efforts unless there is an improvement in technology.

ANS: A PTS: 1 DIF: Moderate NAT: BUSPROG: Analytic
STA: DISC: Productivity and growth TOP: The Production Possibilities Curve
KEY: Bloom's: Comprehension

53. A point outside the production possibilities curve represents a combination of goods that is:
- inefficient.
 - efficient.
 - unattainable.
 - attainable.

ANS: C PTS: 1 DIF: Easy NAT: BUSPROG: Analytic
STA: DISC: Productivity and growth TOP: The Production Possibilities Curve
KEY: Bloom's: Comprehension

54. Which of the following will be most likely to cause the production possibilities curve for a country to shift inward?
- an increase in the labor force
 - an increase in unemployment
 - development of an improved technological method of production
 - a decrease in the stock of physical capital

ANS: D PTS: 1 DIF: Moderate NAT: BUSPROG: Analytic
STA: DISC: Productivity and growth TOP: The Production Possibilities Curve
KEY: Bloom's: Comprehension

55. In Europe during the 14th century, the Black Plague killed 24 million people or close to 37 percent of the population. How would this affect the production possibilities curves for the countries of Europe at that time?
- The production possibilities curves for these countries would have shifted outward.
 - The production possibilities curves for these countries would have shifted inward.
 - The production possibilities curves for these countries would have been unaffected.
 - This would have been illustrated by a movement along the production possibilities curves for these countries, but it would not have shifted them.

ANS: B PTS: 1 DIF: Easy NAT: BUSPROG: Analytic
STA: DISC: Productivity and growth TOP: The Production Possibilities Curve
KEY: Bloom's: Comprehension

56. Which of the following would be *least* likely to cause the production possibilities curve to shift outward?
- a decreased desire for leisure by workers in the economy.
 - an invention that requires fewer resources to produce a good.
 - a shift in consumer preferences that causes expansion in the output of one product and a decline in output of other products.
 - an expansion in the man-made productive resources available to the economy as the result of a high rate of investment.

ANS: C PTS: 1 DIF: Moderate NAT: BUSPROG: Analytic
STA: DISC: Productivity and growth TOP: The Production Possibilities Curve
KEY: Bloom's: Comprehension

57. Using a production possibilities curve, a technological advance that increases the amount of output for the same amount of inputs would be illustrated as a(n):
- flattening of the curve.
 - movement from one point to another point along the curve.
 - outward shift of the curve.
 - movement from a point on the curve to a point inside the curve.

ANS: C PTS: 1 DIF: Moderate NAT: BUSPROG: Analytic
STA: DISC: Productivity and growth TOP: The Production Possibilities Curve
KEY: Bloom's: Comprehension

58. The production possibilities curve shows that:
- some of one good must be given up to get more of another good in an economy that is operating efficiently.
 - no output combination is impossible.
 - an economy that is operating efficiently can have more of one good without giving up some of another good.
 - scarcity can be eliminated.

ANS: A PTS: 1 DIF: Easy NAT: BUSPROG: Analytic
STA: DISC: Productivity and growth TOP: The Production Possibilities Curve
KEY: Bloom's: Comprehension

59. Any point on the production possibilities curve illustrates:

- a. minimum production combinations.
- b. maximum production combinations.
- c. economic growth.
- d. a nonfeasible production combination.

ANS: B PTS: 1 DIF: Moderate NAT: BUSPROG: Analytic
 STA: DISC: Productivity and growth TOP: The Production Possibilities Curve
 KEY: Bloom's: Comprehension

60. Production possibilities curve analysis includes the idea of:

- a. opportunity cost.
- b. scarcity.
- c. maximum production choices.
- d. all of these.

ANS: D PTS: 1 DIF: Easy NAT: BUSPROG: Analytic
 STA: DISC: Productivity and growth TOP: The Production Possibilities Curve
 KEY: Bloom's: Knowledge

61. An efficient economy:

- a. uses available resources fully.
- b. uses the best division of labor.
- c. produces an output combination at some point along the production possibility curve.
- d. all of these.

ANS: D PTS: 1 DIF: Easy NAT: BUSPROG: Analytic
 STA: DISC: Productivity and growth TOP: The Production Possibilities Curve
 KEY: Bloom's: Comprehension

62. A production possibility graph slopes down because of:

- a. the law of increasing costs.
- b. nonhomogeneous resources.
- c. inefficiency.
- d. improper output mix.
- e. unemployment.

ANS: B PTS: 1 DIF: Challenging NAT: BUSPROG: Analytic
 STA: DISC: Productivity and growth TOP: The Production Possibilities Curve
 KEY: Bloom's: Analysis

63. The production possibility curve is bowed outward from the origin because of:

- a. the law of increasing opportunity costs.
- b. the finite nature of the resource base.
- c. inefficiency.
- d. improper output mix.
- e. unemployment.

ANS: A PTS: 1 DIF: Challenging NAT: BUSPROG: Analytic
 STA: DISC: Productivity and growth TOP: The Production Possibilities Curve
 KEY: Bloom's: Analysis

64. The production possibilities curve demonstrates the basic economic principle that:

- a. market-based economies are more efficient.
- b. supply will determine demand in the economy.
- c. the production of more capital goods this year will cause the economy to produce less consumption goods next year.
- d. to produce more of any one thing, assuming full employment, the economy must produce

less of something else.

- e. to produce more consumption goods this year requires the production of more capital goods this year.

ANS: D PTS: 1 DIF: Moderate NAT: BUSPROG: Analytic
STA: DISC: Productivity and growth TOP: The Production Possibilities Curve
KEY: Bloom's: Comprehension

65. A production possibilities curve shows the various:
- a. prices that can be charged for capital and consumption goods.
 - b. combinations of prices and outputs that can be produced.
 - c. combinations of goods the economy has the capacity to produce.
 - d. combinations of resources and prices that the economy can produce.

ANS: C PTS: 1 DIF: Challenging NAT: BUSPROG: Analytic
STA: DISC: Productivity and growth TOP: The Production Possibilities Curve
KEY: Bloom's: Analysis

66. A production possibilities curve has "good X" on the horizontal axis and "good Y" on the vertical axis. On this diagram, the opportunity cost of good X, in terms of good Y, is represented by the:
- a. distance to the curve from the horizontal axis.
 - b. distance to the curve from the vertical axis.
 - c. distance from the origin to the curve.
 - d. change in Y for each change in X along the curve.

ANS: D PTS: 1 DIF: Challenging NAT: BUSPROG: Analytic
STA: DISC: Productivity and growth TOP: The Production Possibilities Curve
KEY: Bloom's: Analysis

67. Of factors which affect any economy's production potential, the *best* two listed below are:
- a. resources and technology.
 - b. prices and outputs.
 - c. wages and prices.
 - d. taxes and prices.
 - e. resources and prices.

ANS: A PTS: 1 DIF: Moderate NAT: BUSPROG: Analytic
STA: DISC: Productivity and growth TOP: The Production Possibilities Curve
KEY: Bloom's: Comprehension

68. The various combinations of goods and services that can be produced, when an economy uses its available resources and technology efficiently, is called:
- a. scarcity.
 - b. opportunity cost.
 - c. unlimited production.
 - d. capital accumulation.
 - e. production possibilities.

ANS: E PTS: 1 DIF: Challenging NAT: BUSPROG: Analytic
STA: DISC: Productivity and growth TOP: The Production Possibilities Curve
KEY: Bloom's: Comprehension

69. A production possibilities curve shows the:
- a. dollar costs of producing two different goods.
 - b. amounts of labor and capital needed to produce one good.

- c. various combinations of goods that can be produced.
- d. prices of different goods that are produced in an economy.
- e. inefficient use of available resources and technology.

ANS: C PTS: 1 DIF: Moderate NAT: BUSPROG: Analytic
 STA: DISC: Productivity and growth TOP: The Production Possibilities Curve
 KEY: Bloom's: Comprehension

70. What shape is the production possibilities curve usually expected to exhibit?
- a. Upward-sloping.
 - b. Bowed out.
 - c. Bowed in.
 - d. Straight line.
 - e. U-shaped.

ANS: B PTS: 1 DIF: Moderate NAT: BUSPROG: Analytic
 STA: DISC: Productivity and growth TOP: The Production Possibilities Curve
 KEY: Bloom's: Comprehension

71. When the production possibilities curve is bowed out, resources are:
- a. equally well-suited to production of both goods.
 - b. not being used efficiently.
 - c. not equally suited to the production of both types of goods.
 - d. increasing as more of one good is produced.
 - e. of an inferior quality.

ANS: C PTS: 1 DIF: Challenging NAT: BUSPROG: Analytic
 STA: DISC: Productivity and growth TOP: The Production Possibilities Curve
 KEY: Bloom's: Analysis

72. When an economy's resources are not fully employed, then it must be *true* that the:
- a. production point is located outside and to the right of the production possibilities curve.
 - b. production point is located along the production possibilities curve.
 - c. production point is located inside and to the left of the production possibilities curve.
 - d. production possibilities curve shifts to the right.
 - e. production possibilities curve shifts to the left.

ANS: C PTS: 1 DIF: Challenging NAT: BUSPROG: Analytic
 STA: DISC: Productivity and growth TOP: The Production Possibilities Curve
 KEY: Bloom's: Analysis

73. The production possibilities curve shows different combinations of goods that:
- a. can be consumed by households.
 - b. can be consumed by firms.
 - c. can be produced with the available technology.
 - d. are produced and consumed by firms.
 - e. are bought and sold in the market.

ANS: C PTS: 1 DIF: Moderate NAT: BUSPROG: Analytic
 STA: DISC: Productivity and growth TOP: The Production Possibilities Curve
 KEY: Bloom's: Comprehension

74. The production possibilities curve illustrates all of the following concepts *except*:
- a. the law of increasing costs.
 - b. unlimited wants.

- c. scarcity.
- d. opportunity cost.
- e. availability of resources.

ANS: B PTS: 1 DIF: Challenging NAT: BUSPROG: Analytic
 STA: DISC: Productivity and growth TOP: The Production Possibilities Curve
 KEY: Bloom's: Comprehension

75. The production possibilities curve depicts the various combinations of two goods that can be:
- a. interchanged among two countries.
 - b. produced with a given technology.
 - c. consumed with a given quantity of resources.
 - d. produced with increments in resources and changes in technology.
 - e. consumed as the resources increase.

ANS: B PTS: 1 DIF: Moderate NAT: BUSPROG: Analytic
 STA: DISC: Productivity and growth TOP: The Production Possibilities Curve
 KEY: Bloom's: Comprehension

76. Efficient production means producing:
- a. less than feasible output for a given amount of resources.
 - b. more than feasible output for a given amount of resources.
 - c. the maximum feasible output for a given amount of resources.
 - d. no more than what is needed.
 - e. in excess of what is needed.

ANS: C PTS: 1 DIF: Easy NAT: BUSPROG: Analytic
 STA: DISC: Productivity and growth TOP: The Production Possibilities Curve
 KEY: Bloom's: Comprehension

77. The law of increasing costs holds that the opportunity cost:
- a. of a good decreases as the quantity of the good produced increases.
 - b. of a good is proportional to the resources used in its production.
 - c. of a good increases as more of the good is produced.
 - d. of a good does not change with the resources used its production.
 - e. changes as more of the good is produced.

ANS: C PTS: 1 DIF: Moderate NAT: BUSPROG: Analytic
 STA: DISC: Scarcity, tradeoffs, and opportunity cost
 TOP: The Law of Increasing Opportunity Costs KEY: Bloom's: Comprehension

78. If an economy is producing at full employment, it means that:
- a. there are idle resources in this economy.
 - b. the production is not efficient.
 - c. the economy is producing along its production possibilities curve.
 - d. the economy is producing at a point that is to the left of the production possibilities curve.
 - e. the economy is producing at a point that is to the right of the production possibilities curve.

ANS: C PTS: 1 DIF: Moderate NAT: BUSPROG: Analytic
 STA: DISC: Productivity and growth TOP: The Production Possibilities Curve
 KEY: Bloom's: Comprehension

79. Which of the following is *not true* about a production possibilities curve? The curve:
- a. indicates the combinations of goods and services that can be produced with given

technology.

- b. indicates the efficient production points.
- c. indicates the non-efficient production points.
- d. indicates the feasible (attainable) and non-feasible production points.
- e. indicates which production point will be chosen.

ANS: E PTS: 1 DIF: Challenging NAT: BUSPROG: Analytic
STA: DISC: Productivity and growth TOP: The Production Possibilities Curve
KEY: Bloom's: Analysis

80. Which of the following is *true* about the production possibilities curve when a technological progress occurs? The curve:
- a. shifts inwards to the left.
 - b. becomes flatter at one end and steeper at the other end.
 - c. becomes steeper.
 - d. shifts outward to the right.
 - e. does not change.

ANS: D PTS: 1 DIF: Moderate NAT: BUSPROG: Analytic
STA: DISC: Productivity and growth TOP: The Production Possibilities Curve
KEY: Bloom's: Comprehension

81. A point inside a production possibilities curve reflects:
- a. the law of increasing costs.
 - b. technological innovation.
 - c. less than full use of resources and technology.
 - d. economic efficiency.
 - e. a way to increase future economic growth.

ANS: C PTS: 1 DIF: Moderate NAT: BUSPROG: Analytic
STA: DISC: Productivity and growth TOP: The Production Possibilities Curve
KEY: Bloom's: Comprehension

82. A point outside a production possibilities curve reflects:
- a. efficiency.
 - b. specialization.
 - c. inefficiency.
 - d. unemployment.
 - e. an impossible choice.

ANS: E PTS: 1 DIF: Moderate NAT: BUSPROG: Analytic
STA: DISC: Productivity and growth TOP: The Production Possibilities Curve
KEY: Bloom's: Comprehension

83. Any point inside the production possibility curve is:
- a. efficient.
 - b. nonfeasible.
 - c. inefficient.
 - d. optimal.

ANS: C PTS: 1 DIF: Moderate NAT: BUSPROG: Analytic
STA: DISC: Productivity and growth TOP: The Production Possibilities Curve
KEY: Bloom's: Comprehension

84. Using a production possibilities curve, an economy that produces an output combination less than the maximum possible is depicted by a point located:
- a. at the top corner of the curve.

- b. near the middle of the curve.
- c. at the bottom corner of the curve.
- d. outside the curve.
- e. inside the curve.

ANS: E PTS: 1 DIF: Easy NAT: BUSPROG: Analytic
 STA: DISC: Productivity and growth TOP: The Production Possibilities Curve
 KEY: Bloom's: Comprehension

85. One of the assumptions underlying the production possibilities curve for any given economy is that:
- a. the state of technology changes.
 - b. there is an unlimited supply of resources.
 - c. there is full employment of resources when the economy is on the curve.
 - d. goods can be produced outside the curve.

ANS: C PTS: 1 DIF: Challenging NAT: BUSPROG: Analytic
 STA: DISC: Productivity and growth TOP: The Production Possibilities Curve
 KEY: Bloom's: Analysis

86. Which of the following would be *most* likely to cause the production possibilities curve for computers and education to shift outward?
- a. A choice of more computers and less education.
 - b. A choice of more education and less computers.
 - c. A reduction in the labor force.
 - d. An increase in the quantity of resources.

ANS: D PTS: 1 DIF: Moderate NAT: BUSPROG: Analytic
 STA: DISC: Productivity and growth TOP: The Production Possibilities Curve
 KEY: Bloom's: Comprehension

87. Given a production possibilities curve, a point:
- a. inside the curve represents unemployment.
 - b. on the curve represents full employment.
 - c. outside the curve is currently unattainable.
 - d. all of these.

ANS: D PTS: 1 DIF: Moderate NAT: BUSPROG: Analytic
 STA: DISC: Productivity and growth TOP: The Production Possibilities Curve
 KEY: Bloom's: Comprehension

88. All points on the production possibilities curve are:
- a. unattainable.
 - b. fair.
 - c. efficient.
 - d. optimal.

ANS: C PTS: 1 DIF: Easy NAT: BUSPROG: Analytic
 STA: DISC: Productivity and growth TOP: The Production Possibilities Curve
 KEY: Bloom's: Comprehension

89. As production of a good increases, opportunity costs rise because:
- a. there will be more inefficiency.
 - b. people always prefer having more goods.
 - c. of inflationary pressures.
 - d. workers are not equally suited to all tasks.

ANS: D PTS: 1 DIF: Challenging NAT: BUSPROG: Analytic
 STA: DISC: Productivity and growth TOP: The Production Possibilities Curve

KEY: Bloom's: Analysis

90. If society leaves some of its resources unemployed, then it will be operating at a point:
- beneath its production possibilities curve.
 - at a corner of its production possibilities curve.
 - anywhere along its production possibilities curve.
 - outside of its production possibilities curve.

ANS: A PTS: 1 DIF: Moderate NAT: BUSPROG: Analytic
STA: DISC: Productivity and growth TOP: The Production Possibilities Curve
KEY: Bloom's: Comprehension

91. The law of increasing opportunity costs causes the production possibilities curve to:
- be a straight line.
 - slope upwards.
 - have a bowed-out shape.
 - shift inward.

ANS: C PTS: 1 DIF: Moderate NAT: BUSPROG: Analytic
STA: DISC: Productivity and growth TOP: The Production Possibilities Curve
KEY: Bloom's: Comprehension

92. Along a production possibilities curve showing capital and consumption goods production, which of the following pairs are being held fixed?
- Unemployment and capital goods production.
 - Number of resources and consumption goods production.
 - Composition of the economy's output and number of resources.
 - Capital and consumption goods production.
 - Technology and number of resources.

ANS: E PTS: 1 DIF: Challenging NAT: BUSPROG: Analytic
STA: DISC: Productivity and growth TOP: The Production Possibilities Curve
KEY: Bloom's: Analysis

Exhibit 2-3 Production possibilities curve data

	A	B	C	D	E
Capital goods	0	1	2	3	4
Consumer goods	20	18	14	8	0

93. According to the data given in Exhibit 2-3, the production of 1 unit of capital goods and 14 units of consumer goods:
- is possible but would be inefficient.
 - may be a result of unemployment.
 - may be a result of unused natural resources.
 - all of these.

ANS: D PTS: 1 DIF: Moderate NAT: BUSPROG: Analytic
STA: DISC: Productivity and growth TOP: The Production Possibilities Curve
KEY: Bloom's: Analysis

Exhibit 2-4 Production possibilities curve data

	A	B	C	D	E
Capital goods	0	10	20	30	40
Consumer goods	200	180	140	80	0

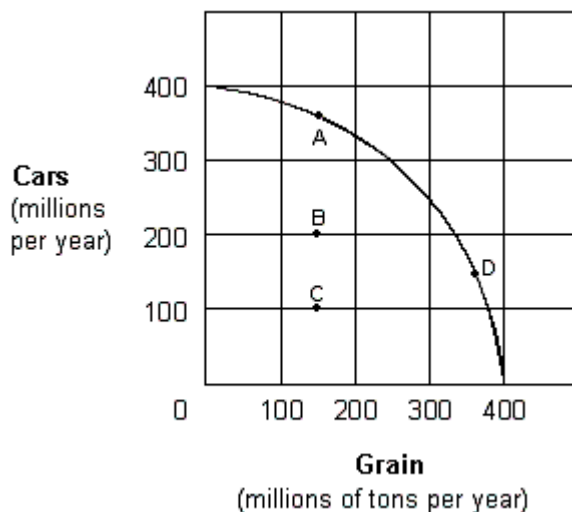
94. According to the data given in Exhibit 2-4, the production of 140 units of consumer goods and 10 units of capital goods:
- is possible but would be inefficient.
 - may be a result of unemployment.
 - may be a result of unused natural resources.
 - all of the above.
 - none of the above.

ANS: D PTS: 1 DIF: Challenging NAT: BUSPROG: Analytic
 STA: DISC: Productivity and growth TOP: The Production Possibilities Curve
 KEY: Bloom's: Analysis

95. According to the data in Exhibit 2-4, a total output of 140 units of consumer goods and 10 units of capital goods would:
- be unobtainable in this economy.
 - be an efficient way of using the economy's scarce resources.
 - result in the maximum use of the economy's labor force.
 - result in a less than maximum rate of growth for this economy.

ANS: D PTS: 1 DIF: Moderate NAT: BUSPROG: Analytic
 STA: DISC: Productivity and growth TOP: The Production Possibilities Curve
 KEY: Bloom's: Analysis

Exhibit 2-5 Production possibilities curve



96. In Exhibit 2-5, movement between which of the following points represents an increase in economic efficiency?
- A to C.
 - C to D.
 - D to B.
 - A to B.
 - A to D.

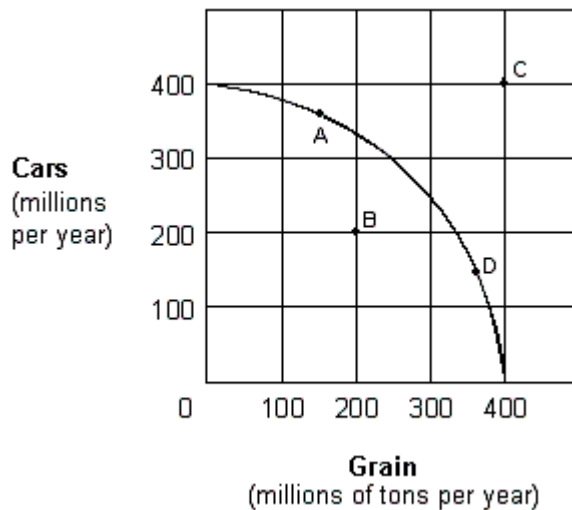
ANS: B PTS: 1 DIF: Challenging NAT: BUSPROG: Analytic
 STA: DISC: Productivity and growth TOP: The Production Possibilities Curve
 KEY: Bloom's: Analysis

Exhibit 2-6 Production possibilities curve data

	A	B	C	D	E	F
Capital goods	150	140	120	90	50	0
Consumer goods	0	20	40	60	80	100

97. In Exhibit 2-6, the concept of increasing opportunity costs is represented by the fact that:
- the quantity of capital goods produced must be less than 150.
 - the quantity of consumer goods is constant for each change in the quantity of capital goods produced.
 - greater amounts of capital goods must be sacrificed to produce each additional unit of consumer goods.
 - the amount of consumer goods produced must be greater than zero.

ANS: C PTS: 1 DIF: Moderate NAT: BUSPROG: Analytic
 STA: DISC: Productivity and growth TOP: The Production Possibilities Curve
 KEY: Bloom's: Analysis

Exhibit 2-7 Production possibilities curve

98. For the economy shown in Exhibit 2-7, which of the following is *true* when the economy is at point A?
- More cars are being produced than are needed.
 - There must be resources that are not being used fully.
 - Some car production must be forgone in order to produce more grain in the same period.
 - Increased grain production would be impossible.

ANS: C PTS: 1 DIF: Moderate NAT: BUSPROG: Analytic
 STA: DISC: Productivity and growth TOP: The Production Possibilities Curve
 KEY: Bloom's: Analysis

99. For the economy shown in Exhibit 2-7 to operate at point C, it must:
- be willing to lower the price of grain.
 - use its given resources more efficiently than it would at point A.
 - experience resource unemployment.
 - experience an increase in its resources and/or an improvement in its technology.

ANS: D PTS: 1 DIF: Easy NAT: BUSPROG: Analytic
 STA: DISC: Productivity and growth TOP: The Production Possibilities Curve

KEY: Bloom's: Comprehension

Exhibit 2-8 Production possibilities curve data

	A	B	C	D	E	F
Capital goods	15	14	12	9	5	0
Consumer goods	0	2	4	6	8	10

100. As shown in Exhibit 2-8, the concept of increasing opportunity costs is reflected in the fact that:
- the quantity of consumer goods produced can never be zero.
 - the labor force in the economy is homogeneous.
 - greater amounts of capital goods must be sacrificed to produce an additional 2 units of consumer goods.
 - a graph of the production data is a downward-sloping straight line.

ANS: C PTS: 1 DIF: Challenging NAT: BUSPROG: Analytic
STA: DISC: Productivity and growth TOP: The Production Possibilities Curve
KEY: Bloom's: Analysis

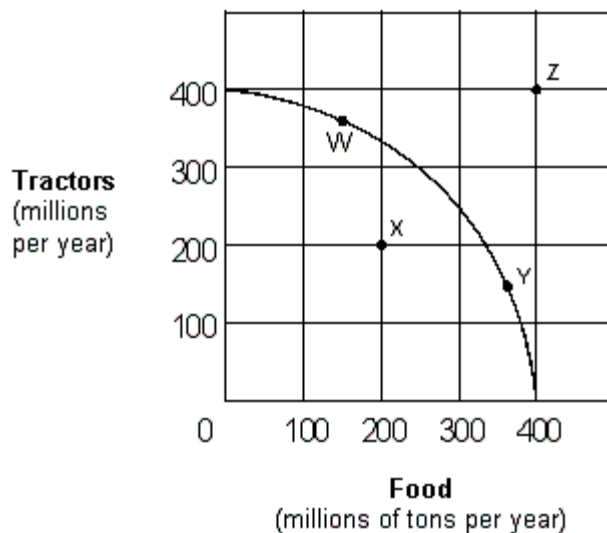
101. As shown in Exhibit 2-8, a total output of 0 units of capital goods and 10 units of consumer goods is:
- the maximum rate of output for this economy.
 - an inefficient way of using the economy's scarce resources.
 - the result of maximum use of the economy's labor force.
 - unobtainable in this economy.

ANS: C PTS: 1 DIF: Moderate NAT: BUSPROG: Analytic
STA: DISC: Productivity and growth TOP: The Production Possibilities Curve
KEY: Bloom's: Analysis

102. As shown in Exhibit 2-8, a total output of 14 units of consumer goods and 1 unit of capital goods is:
- the result of maximum use of the economy's labor force.
 - an efficient way of using the economy's scarce resources.
 - unobtainable in this economy.
 - less than the maximum rate of output for this economy.

ANS: D PTS: 1 DIF: Moderate NAT: BUSPROG: Analytic
STA: DISC: Productivity and growth TOP: The Production Possibilities Curve
KEY: Bloom's: Analysis

Exhibit 2-9 Production possibilities curve



103. If the economy represented in Exhibit 2-9 is operating at Point W:
- no tractor product must be forgone to produce more food in the current period.
 - resources are not fully used.
 - some tractor production must be forgone to produce more food in the current period.
 - increased food production would be impossible.

ANS: C PTS: 1 DIF: Easy NAT: BUSPROG: Analytic
 STA: DISC: Productivity and growth TOP: The Production Possibilities Curve
 KEY: Bloom's: Analysis

104. Which of the following moves from one point to another in Exhibit 2-9 would represent an increase in economic efficiency?
- Z to W.
 - W to Y.
 - W to X.
 - X to Y.

ANS: D PTS: 1 DIF: Challenging NAT: BUSPROG: Analytic
 STA: DISC: Productivity and growth TOP: The Production Possibilities Curve
 KEY: Bloom's: Analysis

105. Movement along this production possibilities curve shown in Exhibit 2-9 indicates:
- that labor is not equally productive or homogeneous (nonhomogeneous).
 - decreasing opportunity costs.
 - all inputs are homogeneous.
 - all of these.

ANS: A PTS: 1 DIF: Challenging NAT: BUSPROG: Analytic
 STA: DISC: Productivity and growth TOP: The Production Possibilities Curve
 KEY: Bloom's: Analysis

Exhibit 2-10 Production possibilities curve data

	A	B	C	D	E
Capital goods	0	1	2	3	4
Consumption goods	25	23	19	13	0

106. Suppose an economy is faced with the production possibilities table shown in Exhibit 2-10. If this economy chooses the combination of goods at point A,

- a. only capital goods are being produced.
- b. every resource in the economy is utilized in the production of capital goods.
- c. no capital goods are being used as factors of production.
- d. every resource in the economy is being used in the production of consumption goods.
- e. no consumption goods are being produced.

ANS: D PTS: 1 DIF: Moderate NAT: BUSPROG: Analytic
 STA: DISC: Productivity and growth TOP: The Production Possibilities Curve
 KEY: Bloom's: Analysis

107. Suppose an economy is faced with the production possibilities table shown in Exhibit 2-10. The first unit of capital goods will cost the economy ____ units of consumption goods.
- a. 25
 - b. 2
 - c. 1
 - d. 23
 - e. 11

ANS: B PTS: 1 DIF: Moderate NAT: BUSPROG: Analytic
 STA: DISC: Productivity and growth TOP: The Production Possibilities Curve
 KEY: Bloom's: Analysis

108. Suppose an economy is faced with the production possibilities table shown in Exhibit 2-10. As additional units of capital goods are being produced, the number of consumption goods produced must ____, because ____.
- a. increase; the production possibility table shows only the maximum efficiency points
 - b. increase; of the law of increasing costs
 - c. decrease; of the law of increasing costs
 - d. decrease; of the finite nature of the resource base
 - e. increase; capital goods will assist in the production of consumer goods

ANS: D PTS: 1 DIF: Moderate NAT: BUSPROG: Analytic
 STA: DISC: Productivity and growth TOP: The Production Possibilities Curve
 KEY: Bloom's: Comprehension

109. Suppose an economy is faced with the production possibilities table shown in Exhibit 2-10. The second unit of capital goods production will cost ____ units of consumption goods, and the third unit of capital goods production will cost ____ units of consumption goods.
- a. 4; 6
 - b. 25; 23
 - c. 23; 19
 - d. 1; 23
 - e. 2; 19

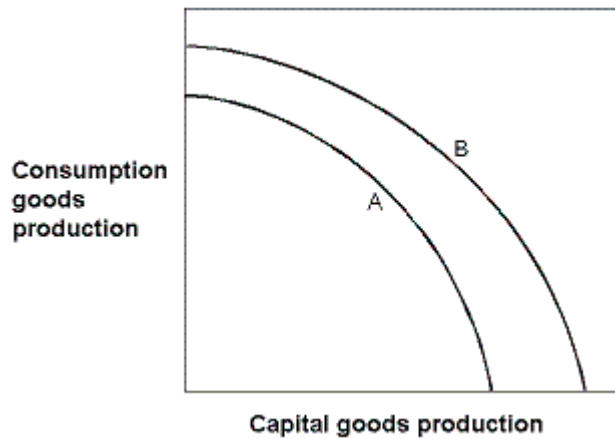
ANS: A PTS: 1 DIF: Moderate NAT: BUSPROG: Analytic
 STA: DISC: Productivity and growth TOP: The Production Possibilities Curve
 KEY: Bloom's: Comprehension

110. Suppose an economy is faced with the production possibilities table shown in Exhibit 2-10. As additional units of capital goods are produced, the opportunity cost in terms of sacrificed units of consumption goods ____ because of ____.
- a. decreases; greater efficiency in production
 - b. increases; decreasing opportunity cost
 - c. increases; the law of increasing costs
 - d. increases; greater efficiency in production

e. decreases; the law of increasing costs

ANS: C PTS: 1 DIF: Challenging NAT: BUSPROG: Analytic
STA: DISC: Productivity and growth TOP: The Production Possibilities Curve
KEY: Bloom's: Analysis

Exhibit 2-11 Production possibilities curves



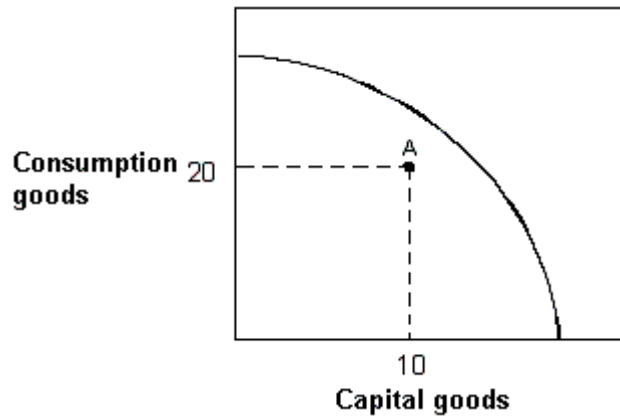
111. In Exhibit 2-11, which of the following could have caused the production possibilities curve of an economy to shift from the one labeled A to the one labeled B?
- a. A major natural disaster
 - b. An increase in consumption goods production this year
 - c. An advance in technology
 - d. An increase in unemployment
 - e. A decrease in consumption goods production this year

ANS: C PTS: 1 DIF: Challenging NAT: BUSPROG: Analytic
STA: DISC: Productivity and growth TOP: Sources of Economic Growth
KEY: Bloom's: Analysis

112. In Exhibit 2-11, which of the following could have caused the production possibilities curve to shift from the one labeled B to the one labeled A?
- a. A major natural disaster.
 - b. An increase in resources.
 - c. An advance in technology.
 - d. A decrease in unemployment.
 - e. An improvement in literacy.

ANS: A PTS: 1 DIF: Challenging NAT: BUSPROG: Analytic
STA: DISC: Productivity and growth TOP: The Production Possibilities Curve
KEY: Bloom's: Analysis

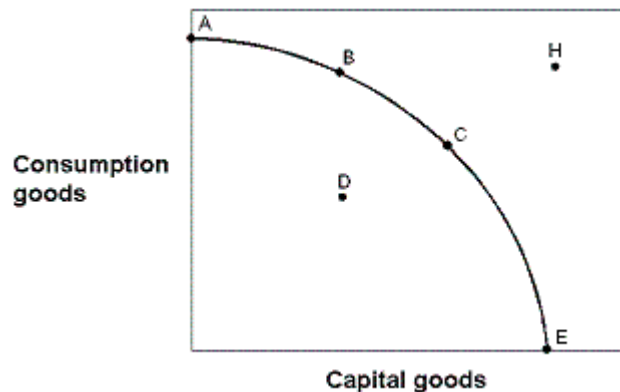
Exhibit 2-12 Production possibilities curve



113. In Exhibit 2-12, suppose an economy with the given production possibilities curve is currently located at point A in the figure. Which of the following statements is *false*?
- This economy could produce more of both capital and consumption goods.
 - This economy is experiencing full employment.
 - This economy could produce more capital goods while holding fixed the number of consumption goods produced.
 - This economy could produce more consumption goods while holding fixed the number of capital goods produced.
 - Not every resource in this economy is being utilized

ANS: B PTS: 1 DIF: Moderate NAT: BUSPROG: Analytic
 STA: DISC: Productivity and growth TOP: The Production Possibilities Curve
 KEY: Bloom's: Analysis

Exhibit 2-13 Production possibilities curve



114. In Exhibit 2-13, in terms of efficiency:
- point A is preferred to point B.
 - point A is preferred to point E.
 - point A is preferred to point D.
 - point B is preferred to point A.
 - point B is preferred to point C.

ANS: C PTS: 1 DIF: Challenging NAT: BUSPROG: Analytic
 STA: DISC: Productivity and growth TOP: The Production Possibilities Curve
 KEY: Bloom's: Analysis

115. In Exhibit 2-13, if the economy decides to locate at point E, then:

- a. this is the best choice for this economy.
- b. the maximum number of consumption goods is being produced.
- c. the economy has not achieved full employment.
- d. the economy could not survive because no food is being produced.
- e. the economy has not achieved maximum efficiency.

ANS: D PTS: 1 DIF: Moderate NAT: BUSPROG: Analytic
 STA: DISC: Productivity and growth TOP: The Production Possibilities Curve
 KEY: Bloom's: Analysis

116. In Exhibit 2-13, the combination of goods given by point H could:

- a. never be achieved by this economy.
- b. be achieved today if the economy achieved full employment.
- c. be achieved today if the economy achieved maximum efficiency.
- d. not be achieved today.
- e. be achieved today with the proper allocation of resources.

ANS: D PTS: 1 DIF: Challenging NAT: BUSPROG: Analytic
 STA: DISC: Productivity and growth TOP: The Production Possibilities Curve
 KEY: Bloom's: Analysis

117. In Exhibit 2-13, which of the following is *not true* regarding point H? Point H:

- a. cannot be achieved by this economy today.
- b. could be achieved today if the economy only achieved full employment.
- c. could be achieved in the future by an enlargement of the economy's resource base.
- d. could be achieved in the future by an advancement in technology.
- e. could be achieved in the future by growth in the economy.

ANS: B PTS: 1 DIF: Challenging NAT: BUSPROG: Analytic
 STA: DISC: Productivity and growth TOP: The Production Possibilities Curve
 KEY: Bloom's: Analysis

118. In Exhibit 2-13, point H is:

- a. achievable with today's resource base.
- b. not achievable today because the economy has not achieved full employment.
- c. not achievable today because the economy is not at its maximum point of efficiency.
- d. not achievable today because of waste.
- e. not achievable today because of inadequate production capacity.

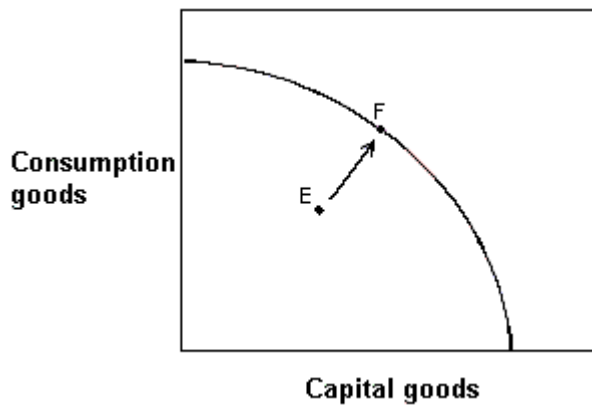
ANS: E PTS: 1 DIF: Challenging NAT: BUSPROG: Analytic
 STA: DISC: Productivity and growth TOP: The Production Possibilities Curve
 KEY: Bloom's: Analysis

119. In Exhibit 2-13, point D:

- a. is preferred to point A.
- b. is a point of maximum production for this economy this year.
- c. is not achievable this year because of limited resources.
- d. could result from some degree of unemployment or inefficiency.
- e. is preferred to point H.

ANS: D PTS: 1 DIF: Moderate NAT: BUSPROG: Analytic
 STA: DISC: Productivity and growth TOP: The Production Possibilities Curve
 KEY: Bloom's: Analysis

Exhibit 2-14 Production possibilities curve



120. In Exhibit 2-14, this economy was located at point E but has now moved to point F.
- This would be an impossible move because the economy does not have sufficient resources.
 - The rate of unemployment in this economy would have increased.
 - Consumption goods production has increased, but capital goods production has decreased.
 - The economy has decreased unemployment, but some degree of unemployment still exists.
 - This economy has achieved full employment.

ANS: E

PTS: 1

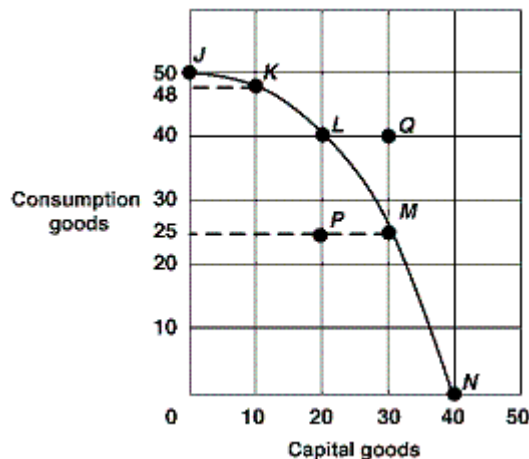
DIF: Challenging NAT: BUSPROG: Analytic

STA: DISC: Productivity and growth

TOP: The Production Possibilities Curve

KEY: Bloom's: Analysis

Exhibit 2-15 Production possibilities curve



121. In Exhibit 2-15, if the economy moves from point L to point M, the opportunity cost of producing 10 more capital goods is:
- 40 less consumer goods.
 - 25 less consumer goods.
 - 15 less consumer goods.
 - 15 more consumer goods.
 - 25 more consumer goods.

ANS: C

PTS: 1

DIF: Moderate NAT: BUSPROG: Analytic

STA: DISC: Productivity and growth

TOP: Opportunity Cost

KEY: Bloom's: Analysis

122. In Exhibit 2-15, if the economy produces no capital goods, what is the maximum number of consumer goods that can be produced?
- a. 50.
 - b. 48.
 - c. 40.
 - d. 25.
 - e. 0.

ANS: A PTS: 1 DIF: Easy NAT: BUSPROG: Analytic
STA: DISC: Productivity and growth TOP: The Production Possibilities Curve
KEY: Bloom's: Comprehension

123. In Exhibit 2-15, the production possibilities curve demonstrates:
- a. changing prices.
 - b. economic growth.
 - c. decreases in resources.
 - d. the law of increasing opportunity costs.
 - e. changing technology.

ANS: D PTS: 1 DIF: Challenging NAT: BUSPROG: Analytic
STA: DISC: Productivity and growth TOP: The Production Possibilities Curve
KEY: Bloom's: Analysis

124. In Exhibit 2-15, the economy will experience the *most* future economic growth if it chooses what point now?
- a. J.
 - b. K.
 - c. M.
 - d. N.
 - e. P.

ANS: D PTS: 1 DIF: Moderate NAT: BUSPROG: Analytic
STA: DISC: Productivity and growth TOP: The Production Possibilities Curve
KEY: Bloom's: Comprehension

125. In Exhibit 2-15, inefficient resource use is shown by which of the following points?
- a. N.
 - b. J.
 - c. Q.
 - d. L.
 - e. P.

ANS: E PTS: 1 DIF: Moderate NAT: BUSPROG: Analytic
STA: DISC: Productivity and growth TOP: The Production Possibilities Curve
KEY: Bloom's: Comprehension

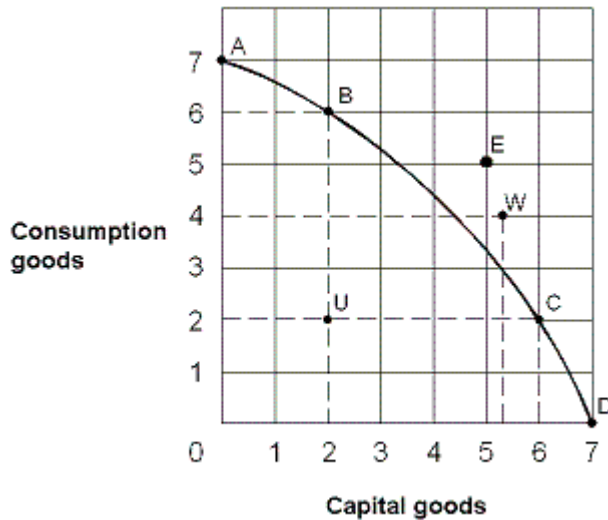
126. In Exhibit 2-15, what can we conclude about point Q?
- a. It is efficient.
 - b. It is inefficient.
 - c. It is unattainable.
 - d. It gives maximum future growth.
 - e. It shows underemployed resources.

ANS: C PTS: 1 DIF: Moderate NAT: BUSPROG: Analytic

STA: DISC: Productivity and growth
KEY: Bloom's: Comprehension

TOP: The Production Possibilities Curve

Exhibit 2-16 Production possibilities curve



127. From the information in Exhibit 2-16, which of the following points on the production possibilities curve are attainable with the resources and technology currently available?

a. A, B, C, E, U
b. A, B, C, D, W
c. E, U, W
d. B, C, D, U
e. A, B, C, E

ANS: D

PTS: 1

DIF: Challenging NAT: BUSPROG: Analytic

STA: DISC: Productivity and growth

TOP: The Production Possibilities Curve

KEY: Bloom's: Analysis

128. In Exhibit 2-16, which of the following points on the production possibilities curve are unattainable with the resources and technology currently available?

a. A, B, C, U
b. A, B, C, D, U
c. E and W
d. B, C, D, U
e. A, B, C, D

ANS: C

PTS: 1

DIF: Easy

NAT: BUSPROG: Analytic

STA: DISC: Productivity and growth

TOP: The Production Possibilities Curve

KEY: Bloom's: Comprehension

129. In Exhibit 2-16, which of the following points on the production possibilities curve are efficient production points?

a. A, B, C, U
b. A, B, C, D, U
c. E, U, W
d. B, C, D, U
e. A, B, C, D

ANS: E

PTS: 1

DIF: Easy

NAT: BUSPROG: Analytic

STA: DISC: Productivity and growth
KEY: Bloom's: Comprehension

TOP: The Production Possibilities Curve

130. In Exhibit 2-16, to move from U to B, the opportunity cost:
- would be 4 units of consumption goods.
 - would be 2 units of capital goods.
 - would be zero.
 - would be 5 units of capital goods.
 - cannot be estimated.

ANS: C

PTS: 1

DIF: Challenging NAT: BUSPROG: Analytic

STA: DISC: Productivity and growth

TOP: The Production Possibilities Curve

KEY: Bloom's: Comprehension

131. In Exhibit 2-16, which of the following points on the production possibilities curve are full-employment production points?
- A, B, C, D
 - A, B, C, D, U
 - E, U, W
 - B, C, D, U
 - A, B, C, U

ANS: A

PTS: 1

DIF: Challenging NAT: BUSPROG: Analytic

STA: DISC: Productivity and growth

TOP: The Production Possibilities Curve

KEY: Bloom's: Analysis

132. Suppose that an economy can produce various combinations of fish and bread. If more people with strong fishing skills became employed in this economy, how would the production possibilities curve (PPC) change?
- The PPC would shift outward on the fish axis, but would not change on the bread axis.
 - The PPC would shift outward equally along both the fish and the bread axes.
 - The PPC would shift inward on the bread axis, but would not change on the fish axis.
 - The PPC would shift inward equally along both the fish and the bread axes.

ANS: A

PTS: 1

DIF: Challenging NAT: BUSPROG: Analytic

STA: DISC: Measuring the Economy

TOP: Sources of Economic Growth

KEY: Bloom's: Application

133. Over time, an increase in a nation's stock of physical capital will:
- shift the production possibilities curve inward.
 - cause an economy to operate inside its production possibilities curve.
 - shift the production possibilities curve outward.
 - eliminate the basic economic problem of scarcity.

ANS: C

PTS: 1

DIF: Easy

NAT: BUSPROG: Analytic

STA: DISC: Productivity and growth

TOP: Sources of Economic Growth

KEY: Bloom's: Comprehension

134. The ability of an economy to produce greater levels of output in the same period of time is called:
- positive economics.
 - negative economics.
 - economic growth.
 - marginal productivity.

ANS: C

PTS: 1

DIF: Easy

NAT: BUSPROG: Reflective Thinking
TOP: Sources of Economic Growth

STA: DISC: Productivity and growth
KEY: Bloom's: Knowledge

135. Which of the following would *not* lead to a shift in an economy's production possibilities curve?
- Change in technology.
 - Change in the number of resources.
 - An earthquake.
 - Improvement in the education level.
 - Change in the composition of current output.

ANS: E PTS: 1 DIF: Moderate NAT: BUSPROG: Analytic
STA: DISC: Productivity and growth TOP: Sources of Economic Growth
KEY: Bloom's: Comprehension

136. Adding more resources causes:
- downward movement along a production possibilities curve.
 - the production possibilities curve to shift in.
 - upward movement along a production possibilities curve.
 - the production possibilities curve to shift out.
 - the production possibilities curve to become positively sloped.

ANS: D PTS: 1 DIF: Challenging NAT: BUSPROG: Analytic
STA: DISC: Productivity and growth TOP: Sources of Economic Growth
KEY: Bloom's: Analysis

137. If an economy keeps increasing its capital stock, then over time its production possibilities curve will:
- not move.
 - shift to the left.
 - shift to the right.
 - disappear because scarcity ceases to exist.
 - demonstrate massive job loss for workers.

ANS: C PTS: 1 DIF: Challenging NAT: BUSPROG: Analytic
STA: DISC: Productivity and growth TOP: Sources of Economic Growth
KEY: Bloom's: Analysis

138. Compare two economies A and B that start out with identical production possibilities curves. Economy A chooses an efficient point with 6 consumption goods and 3 capital goods, while economy B also chooses an efficient point, but with 4 consumption goods and 5 capital goods. In the future we can predict:
- economy A will operate inefficiently.
 - economy B will operate inefficiently.
 - economy A and economy B will grow equally fast.
 - economy A will grow faster than economy B.
 - economy B will grow faster than economy A.

ANS: E PTS: 1 DIF: Challenging NAT: BUSPROG: Analytic
STA: DISC: Productivity and growth TOP: Sources of Economic Growth
KEY: Bloom's: Analysis

139. An analysis of production possibilities curves indicates that the reason why underdeveloped nations have difficulties increasing their economic growth rates is because:
- low population growth rates mean fewer workers to produce food and other necessities.
 - their production possibilities curves shift in when resources are increased.
 - their production possibilities curves are positively sloped, unlike those in more developed

economies.

- d. they must cut back their already meager consumption levels to increase capital production.
- e. the opportunity cost of shifting resources from consumption goods to capital goods is relatively low.

ANS: D PTS: 1 DIF: Challenging NAT: BUSPROG: Analytic
STA: DISC: Productivity and growth TOP: Sources of Economic Growth
KEY: Bloom's: Analysis

140. People in poor countries may have difficulties achieving economic growth because:
- a. their production possibilities curves slope upward instead of downward.
 - b. they must cut back on current consumption to increase capital goods.
 - c. they have a solid consumption base already in place.
 - d. their resource bases are fully developed.
 - e. the law of increasing costs makes it hard to produce more goods.

ANS: B PTS: 1 DIF: Challenging NAT: BUSPROG: Analytic
STA: DISC: Productivity and growth TOP: Sources of Economic Growth
KEY: Bloom's: Analysis

141. Technological innovations will cause:
- a. the production possibilities curve to stay the same.
 - b. the production possibilities curve to shift to the left.
 - c. the production possibilities curve to shift to the right.
 - d. an economy to operate below its production possibilities curve.
 - e. the production possibilities curve to increase or decrease.

ANS: C PTS: 1 DIF: Moderate NAT: BUSPROG: Analytic
STA: DISC: Productivity and growth TOP: Sources of Economic Growth
KEY: Bloom's: Comprehension

142. Which of the following causes the production possibilities curve to shift to the right?
- a. d and e.
 - b. c and e.
 - c. A war.
 - d. The development of a new technology that improves productivity.
 - e. The discovery of oil reserves.

ANS: A PTS: 1 DIF: Moderate NAT: BUSPROG: Analytic
STA: DISC: Productivity and growth TOP: Sources of Economic Growth
KEY: Bloom's: Comprehension

143. Robinson Crusoe's decision to produce more capital goods and fewer consumer goods in a given period causes:
- a. a decrease in the resources available in its economy.
 - b. an increase in economic growth in future periods.
 - c. a decrease in economic growth in future periods.
 - d. no change in the availability of resources in its economy.
 - e. a decrease in the ability to produce goods in the next period.

ANS: B PTS: 1 DIF: Moderate NAT: BUSPROG: Analytic
STA: DISC: Productivity and growth TOP: Sources of Economic Growth
KEY: Bloom's: Comprehension

144. A major technological advance would be represented on a production possibilities curve by a(n):

- a. movement off the production possibilities curve toward a point outside the curve.
- b. movement toward the curve from a point inside the curve.
- c. outward shift of the entire curve.
- d. movement to the left along the curve to a higher point.

ANS: C PTS: 1 DIF: Easy NAT: BUSPROG: Analytic
 STA: DISC: Productivity and growth TOP: Sources of Economic Growth
 KEY: Bloom's: Comprehension

145. Other things being equal, a decreased supply of natural resources would be represented on a production possibilities curve by a(n):
- a. movement off the curve to a point inside the curve.
 - b. movement down along the curve.
 - c. movement up along the curve.
 - d. inward shift of the entire curve.

ANS: D PTS: 1 DIF: Moderate NAT: BUSPROG: Analytic
 STA: DISC: Productivity and growth TOP: Sources of Economic Growth
 KEY: Bloom's: Comprehension

146. Which would be *least likely* to cause the production possibilities curve to shift to the right?
- a. An increase in the labor force.
 - b. Improved methods of production.
 - c. An increase in the education and training of the labor force.
 - d. A decrease in unemployment.

ANS: D PTS: 1 DIF: Challenging NAT: BUSPROG: Analytic
 STA: DISC: Productivity and growth TOP: Sources of Economic Growth
 KEY: Bloom's: Analysis

147. Which of the following would *most* likely cause the production possibilities curve for DVDs and food to shift outward?
- a. A choice of more food and more DVDs.
 - b. A choice of more food and less DVDs.
 - c. A choice of more DVDs and less food.
 - d. An increase in the quantity of natural resources.

ANS: D PTS: 1 DIF: Challenging NAT: BUSPROG: Analytic
 STA: DISC: Productivity and growth TOP: Sources of Economic Growth
 KEY: Bloom's: Analysis

148. On a production possibilities curve diagram, greater entrepreneurship:
- a. causes the curve to shift outward.
 - b. keeps the economy on the curve.
 - c. prevents movement along the curve.
 - d. keeps the economy at the corners of the curve.

ANS: A PTS: 1 DIF: Easy NAT: BUSPROG: Analytic
 STA: DISC: Productivity and growth TOP: Sources of Economic Growth
 KEY: Bloom's: Comprehension

149. In order for an economy to shift its production possibilities curve rightward, it must:
- a. suffer resource unemployment.
 - b. experience an increase in its resources and/or an improvement in its technology.
 - c. use its resources more efficiently than at points along the curve.

d. all of these.

ANS: B PTS: 1 DIF: Challenging NAT: BUSPROG: Analytic
STA: DISC: Productivity and growth TOP: Sources of Economic Growth
KEY: Bloom's: Analysis

150. Reductions in available resources will cause the production possibilities curve to:

- a. expand.
- b. disappear.
- c. become vertical.
- d. shift inward.

ANS: D PTS: 1 DIF: Moderate NAT: BUSPROG: Analytic
STA: DISC: Productivity and growth TOP: Sources of Economic Growth
KEY: Bloom's: Comprehension

151. A rightward (an outward) shift of a nation's production possibilities curve could be caused by:

- a. a decrease in technology.
- b. an increase in resources.
- c. producing more consumer and fewer capital goods.
- d. a decline in the labor force's level of education and skills.

ANS: B PTS: 1 DIF: Moderate NAT: BUSPROG: Analytic
STA: DISC: Productivity and growth TOP: Sources of Economic Growth
KEY: Bloom's: Comprehension

152. An outward shift of an economy's production possibilities curve is caused by:

- a. an increase in capital.
- b. an increase in labor.
- c. an advance in technology.
- d. all of these.

ANS: D PTS: 1 DIF: Easy NAT: BUSPROG: Analytic
STA: DISC: Productivity and growth TOP: Sources of Economic Growth
KEY: Bloom's: Comprehension

153. The production possibilities curve for the nation of Economania shifts to the right. This could have been caused by:

- a. a decrease in Economania's capital stock.
- b. a decrease in the Economania's labor supply.
- c. high unemployment in Economania the previous time period.
- d. Economania producing all consumer goods in the previous period.
- e. technological innovation in the production of Economania goods.

ANS: E PTS: 1 DIF: Challenging NAT: BUSPROG: Analytic
STA: DISC: Productivity and growth TOP: Sources of Economic Growth
KEY: Bloom's: Analysis

154. The production possibilities curve for the nation of Economagic shifts to the left. This could have been caused by:

- a. an increase in Economagic's labor supply.
- b. innovation in the production of goods in Economagic.
- c. a war that destroyed some of Economagic's resource base.
- d. unemployment among Economagic's workers.
- e. Economagic's choice of more consumption and less capital last period.

ANS: C PTS: 1 DIF: Challenging NAT: BUSPROG: Analytic
STA: DISC: Productivity and growth TOP: Sources of Economic Growth
KEY: Bloom's: Analysis

155. Which of the following cause(s) economic growth?

- a. c and d.
- b. d and e.
- c. The production of more scarce goods
- d. A technological improvement
- e. The production of more capital goods

ANS: B PTS: 1 DIF: Moderate NAT: BUSPROG: Analytic
STA: DISC: Productivity and growth TOP: Sources of Economic Growth
KEY: Bloom's: Comprehension

156. Economic growth may be represented by a(n):

- a. leftward shift of a production possibilities curve.
- b. outward shift of a production possibilities curve.
- c. movement along a production possibilities curve.
- d. production possibilities curve that remains fixed.

ANS: B PTS: 1 DIF: Easy NAT: BUSPROG: Analytic
STA: DISC: Productivity and growth TOP: Sources of Economic Growth
KEY: Bloom's: Comprehension

157. A source of economic growth is:

- a. unemployment.
- b. inefficiency.
- c. less resources.
- d. greater entrepreneurship.

ANS: D PTS: 1 DIF: Easy NAT: BUSPROG: Analytic
STA: DISC: Productivity and growth TOP: Sources of Economic Growth
KEY: Bloom's: Comprehension

158. One source of economic growth is:

- a. producing inside the production possibilities curve.
- b. producing outside the production possibilities curve.
- c. increasing capital.
- d. discouraging profit-seeking entrepreneurs.

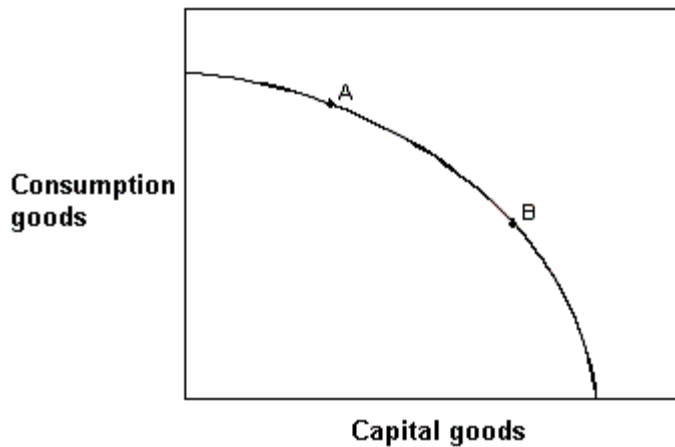
ANS: C PTS: 1 DIF: Moderate NAT: BUSPROG: Analytic
STA: DISC: Productivity and growth TOP: Sources of Economic Growth
KEY: Bloom's: Comprehension

159. Which of the following statements is *false*?

- a. Marginal analysis is an examination of the effects of additions or subtractions from a current situation.
- b. The production possibilities curve shows the maximum combination of two outputs that an economy can produce, given its available resources and technology.
- c. Technology is the body of knowledge and skills applied to how goods are produced.
- d. Economic growth is illustrated as an inward shift of the production possibilities curve.

ANS: D PTS: 1 DIF: Easy NAT: BUSPROG: Analytic
STA: DISC: Productivity and growth TOP: Sources of Economic Growth
KEY: Bloom's: Comprehension

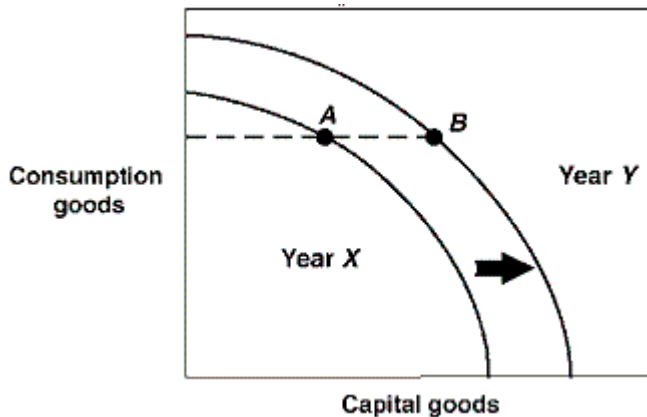
Exhibit 2-17 Production possibilities curve



160. In Exhibit 2-17, if countries A and B currently have the same production possibilities curve (PPC) as given in the figure, but this year country A locates at point A on its PPC and country B locates at point B on its PPC, then country A:
- is better off than country B.
 - will grow at a faster rate than country B.
 - will grow at a slower rate than country B.
 - is producing more capital goods than country B.
 - is more efficient than country B.

ANS: C PTS: 1 DIF: Challenging NAT: BUSPROG: Analytic
 STA: DISC: Productivity and growth TOP: Sources of Economic Growth
 KEY: Bloom's: Analysis

Exhibit 2-18 Production possibilities curves



161. In Exhibit 2-18, a country is located at point A on its Year X production possibilities curve. In Year Y this same country is located at point B on its Year Y production possibilities curve. Which of the following could have brought about this outward shift in production possibilities curves?
- More efficient production in Year X.
 - A natural disaster in Year X which leads to a destruction of resources.
 - Higher unemployment in Year X.
 - An advance in technology occurred in Year X.

ANS: D PTS: 1 DIF: Challenging NAT: BUSPROG: Analytic
 STA: DISC: Productivity and growth TOP: Sources of Economic Growth
 KEY: Bloom's: Analysis

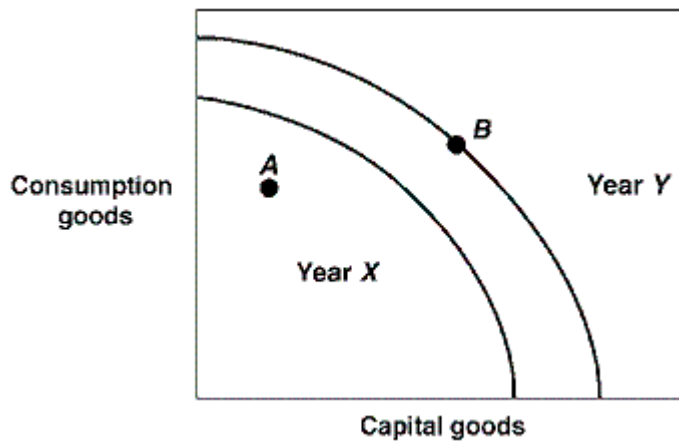
162. In Exhibit 2-18, the production possibilities curves for a country are shown for the years Year X and Year Y. Suppose this country was located at point A in Year X and point B in Year Y. This country:
- is producing the same number of capital goods in both years.
 - is producing the same number of consumption goods in both years.
 - has shown no growth between Year X and Year Y.
 - has higher unemployment in Year X than in Year Y.
 - has higher unemployment in Year Y than in Year X.

ANS: B PTS: 1 DIF: Moderate NAT: BUSPROG: Analytic
 STA: DISC: Productivity and growth TOP: Sources of Economic Growth
 KEY: Bloom's: Analysis

163. In Exhibit 2-18, the production possibilities curves for a country are shown for the years Year X and Year Y. Suppose this country was located at point A in Year X and point B in Year Y. This economy:
- is worse off in Year Y than in Year X.
 - has stagnated production in this two year period.
 - is more efficient in Year Y than in Year X.
 - has shown growth between these two years.
 - has higher unemployment in Year Y than in Year X.

ANS: D PTS: 1 DIF: Challenging NAT: BUSPROG: Analytic
 STA: DISC: Productivity and growth TOP: Sources of Economic Growth
 KEY: Bloom's: Analysis

Exhibit 2-19 Production possibilities curves



164. In Exhibit 2-19, the production possibilities curves for a country are shown for the years Year X and Year Y. Suppose this country was located at point A in Year X and point B in Year Y. This economy:
- has lower unemployment in Year Y than in Year X.
 - was more efficient in Year X than in Year Y.
 - achieved full employment in Year X and in Year Y.
 - showed no growth between Year X and Year Y.
 - is worse off in Year Y than in Year X.

ANS: A PTS: 1 DIF: Challenging NAT: BUSPROG: Analytic
 STA: DISC: Productivity and growth TOP: Sources of Economic Growth
 KEY: Bloom's: Analysis

165. In Exhibit 2-19, the production possibilities curves for a country are shown for the years Year X and Year Y. Which of the following could have caused a shift for Year X to Year Y in production possibilities curves?
- a. An increase in unemployment.
 - b. A decline in technology.
 - c. An increase in the stock of capital goods.
 - d. A natural disaster.
 - e. More efficient production.

ANS: C PTS: 1 DIF: Challenging NAT: BUSPROG: Analytic
STA: DISC: Productivity and growth TOP: Sources of Economic Growth
KEY: Bloom's: Analysis

166. With time, which one of the following strategies would *most* likely result in an outward shift in the production possibilities curve of an economy?
- a. passage of legislation reducing the workweek to 30 hours.
 - b. instituting a tax policy encouraging consumption at the expense of investment.
 - c. instituting a tax policy encouraging investment at the expense of consumption.
 - d. an increase in the marginal income tax rate, which would reduce the work effort of individuals.

ANS: C PTS: 1 DIF: Challenging NAT: BUSPROG: Analytic
STA: DISC: Productivity and growth TOP: Present Investment and the Future Production
KEY: Bloom's: Analysis

167. Which of the following is *true*?
- a. The production possibilities curve indicates that it will be impossible to expand total output with the passage of time.
 - b. As long as resources are scarce, output cannot be increased.
 - c. The size of the economic pie is fixed, and therefore, if one individual has more income, others must have less.
 - d. Over time, the output of goods and services can be increased through human ingenuity and discovery of better ways of doing things.

ANS: D PTS: 1 DIF: Challenging NAT: BUSPROG: Analytic
STA: DISC: Productivity and growth TOP: Present Investment and the Future Production
KEY: Bloom's: Analysis

168. The process through which an economy's production possibilities curve shifts outward is:
- a. full-employment management.
 - b. investment.
 - c. resource renewal.
 - d. out-resourcing.

ANS: B PTS: 1 DIF: Easy NAT: BUSPROG: Analytic
STA: DISC: Productivity and growth TOP: Present Investment and the Future Production
KEY: Bloom's: Comprehension

169. The process of accumulating capital is called:
- a. capitalization.
 - b. loanable funds.
 - c. investment.
 - d. debt management.

ANS: C PTS: 1 DIF: Easy NAT: BUSPROG: Analytic
STA: DISC: Productivity and growth TOP: Present Investment and the Future Production
KEY: Bloom's: Knowledge

170. In economics, investment refers to the process of accumulating:

- a. capital goods.
- b. consumer goods.
- c. money.
- d. stocks and bonds.

ANS: A PTS: 1 DIF: Easy NAT: BUSPROG: Analytic
 STA: DISC: Productivity and growth TOP: Present Investment and the Future Production
 KEY: Bloom's: Knowledge

171. A nation can accelerate its economic growth by:
- a. reducing the number of immigrants allowed into the country.
 - b. adding to its stock of capital.
 - c. printing more money.
 - d. imposing tariffs and quotas on imported goods.

ANS: B PTS: 1 DIF: Moderate NAT: BUSPROG: Analytic
 STA: DISC: Productivity and growth TOP: Present Investment and the Future Production
 KEY: Bloom's: Comprehension

TRUE/FALSE

1. What to produce, how to produce, and for who to produce are the three fundamental economic questions.

ANS: T PTS: 1 DIF: Easy
 NAT: BUSPROG: Reflective Thinking STA: DISC: Supply and demand
 TOP: Three Fundamental Economic Questions KEY: Bloom's: Knowledge

2. Only socialist economies need to answer the *What*, *How*, and *For Whom* questions.

ANS: F PTS: 1 DIF: Easy NAT: BUSPROG: Analytic
 STA: DISC: Productivity and growth TOP: Three Fundamental Economic Questions
 KEY: Bloom's: Comprehension

3. Opportunity cost is the *best* alternative sacrificed for a chosen alternative.

ANS: T PTS: 1 DIF: Easy
 NAT: BUSPROG: Reflective Thinking STA: DISC: Scarcity, tradeoffs, and opportunity cost
 TOP: Opportunity Cost KEY: Bloom's: Knowledge

4. When making a rational decision which requires the consideration of costs and benefits involved, the opportunity cost of a decision is often not taken into consideration when indeed it should be.

ANS: T PTS: 1 DIF: Challenging NAT: BUSPROG: Analytic
 STA: DISC: Scarcity, tradeoffs, and opportunity cost TOP: Opportunity Cost
 KEY: Bloom's: Analysis

5. An opportunity cost is the highest valued alternative foregone whenever one chooses an alternative.

ANS: T PTS: 1 DIF: Moderate NAT: BUSPROG: Analytic
 STA: DISC: Scarcity, tradeoffs, and opportunity cost TOP: Opportunity Cost
 KEY: Bloom's: Knowledge

6. The opportunity cost of producing a good or service is the good or service that is foregone by choosing to produce another good with the same resources in a given period of time.

KEY: Bloom's: Comprehension

15. If some resources were used inefficiently, the economy would operate outside its production possibilities curve.

ANS: F PTS: 1 DIF: Challenging NAT: BUSPROG: Analytic
STA: DISC: Productivity and growth TOP: The Production Possibilities Curve
KEY: Bloom's: Comprehension

16. Of all the points on the production possibilities curve, only one point represents an efficient point.

ANS: F PTS: 1 DIF: Challenging NAT: BUSPROG: Analytic
STA: DISC: Productivity and growth TOP: The Production Possibilities Curve
KEY: Bloom's: Analysis

17. The most efficient point on the production possibilities curve is the midpoint on the curve.

ANS: F PTS: 1 DIF: Challenging NAT: BUSPROG: Analytic
STA: DISC: Productivity and growth TOP: The Production Possibilities Curve
KEY: Bloom's: Analysis

18. On the production possibilities curve, a movement between points that yields a loss of one good in order to raise the output of another good will maintain efficient production.

ANS: T PTS: 1 DIF: Challenging NAT: BUSPROG: Analytic
STA: DISC: Productivity and growth TOP: The Production Possibilities Curve
KEY: Bloom's: Analysis

19. All points on the production possibilities curve represent efficient levels of production.

ANS: T PTS: 1 DIF: Moderate NAT: BUSPROG: Analytic
STA: DISC: Productivity and growth TOP: The Production Possibilities Curve
KEY: Bloom's: Comprehension

20. A nation's current location on its production possibilities curve can determine the future location of that nation's production possibilities curve.

ANS: T PTS: 1 DIF: Challenging NAT: BUSPROG: Analytic
STA: DISC: Productivity and growth TOP: Sources of Economic Growth
KEY: Bloom's: Analysis

21. Assuming an economy is already experiencing full employment, then it must produce more consumer goods and fewer capital goods if it wishes to experience greater rates of economic growth over time.

ANS: F PTS: 1 DIF: Challenging NAT: BUSPROG: Analytic
STA: DISC: Productivity and growth TOP: Sources of Economic Growth
KEY: Bloom's: Analysis

22. A nation can accelerate economic growth by increasing its production of consumer goods.

ANS: F PTS: 1 DIF: Moderate NAT: BUSPROG: Analytic
STA: DISC: Productivity and growth TOP: Sources of Economic Growth
KEY: Bloom's: Comprehension

23. Investment in capital accumulation, as well as investment in education and other labor productivity enhancing programs, is necessary for economic growth.

ANS: T PTS: 1 DIF: Challenging NAT: BUSPROG: Analytic
STA: DISC: Productivity and growth TOP: Present Investment and the Future Production
KEY: Bloom's: Analysis

24. In economics terminology, the process of accumulating money is investment.

ANS: F PTS: 1 DIF: Moderate NAT: BUSPROG: Analytic
STA: DISC: Productivity and growth TOP: Present Investment and the Future Production
KEY: Bloom's: Knowledge

25. Investment is an economic term for the act of increasing the stock of money available for business loans.

ANS: F PTS: 1 DIF: Easy NAT: BUSPROG: Analytic
STA: DISC: Productivity and growth TOP: Present Investment and the Future Production
KEY: Bloom's: Knowledge

ESSAY

1. Discuss the three fundamental economic questions that all nations must address.

ANS:

The three fundamental economic questions are the "What," "How," and "For Whom" questions which must be addressed by all societies. The "What" question pertains to what should the nation produce. What combination of goods would be best? How should that combination of goods be produced is the "How" question. We want to produce goods in the most efficient manner in order to maximize production. The "For Whom" question addresses for whom should these goods be produced. Who will get them?

PTS: 1 DIF: Challenging NAT: BUSPROG: Analytic
STA: DISC: Productivity and growth TOP: Three Fundamental Economic Questions
KEY: Bloom's: Comprehension

2. Why are all costs really "opportunity costs"?

ANS:

An opportunity cost is what must be given up in order to get something else. Although it is convenient to measure many costs in monetary terms, ultimately all costs (some of which cannot be easily measured in monetary terms) are opportunity costs because there is always something that must be given up in order to get something else.

PTS: 1 DIF: Challenging NAT: BUSPROG: Analytic
STA: DISC: Scarcity, tradeoffs, and opportunity cost TOP: Opportunity Cost
KEY: Bloom's: Comprehension

3. What can a nation do to increase its economic growth? Why is economic growth among the major national economic goals of all countries?

ANS:

A nation must increase its production possibilities in order to experience economic growth. Ingredients for economic growth include capital accumulation, investment in the labor force to increase productivity, investment in technology, and promoting the entrepreneurial spirit. Economic growth is a major national economic goal of all nations because it increases the average absolute standard of living for the nation.

PTS: 1 DIF: Challenging NAT: BUSPROG: Analytic
STA: DISC: Productivity and growth TOP: Sources of Economic Growth
KEY: Bloom's: Comprehension

4. Graphically express a production possibilities curve. What do points on, inside and outside the curve represent? What does a rightward shift of the curve represent? How is economic growth expressed in terms of the production possibilities model?

ANS:

The production possibilities curve will bow out from the origin. A point on the curve represents efficiency. A point inside represents inefficiency. A point outside the curve is currently unattainable (it is a combination of production we cannot currently produce given our limited resources and technology; although that point may be attainable if we acquire more resources, technology, or generally increase our production possibilities). A rightward shift in the curve represents an increase in production possibilities. Because economic growth means an increase in a nation's production possibilities over time, then it is expressed as a rightward shift of the production possibilities curve.

PTS: 1 DIF: Challenging NAT: BUSPROG: Analytic
STA: DISC: Productivity and growth TOP: The Production Possibilities Curve
KEY: Bloom's: Application